
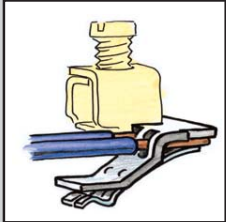


PE and N FIXCONNECT® terminal

Rated connecting capacity of PE and N terminals for copper conductors

Clamping unit	Corresponding cross-sections/copper				
	max. number	from - to max.		max. number	from - to max.
Screw-type terminal 25 mm ²					
	1	25 mm ² , s	Tested as connecting terminal for several conductors of the same cross-sections for using in one circuit	1	25 mm ² , f
	1	16 mm ² , s		1	16 mm ² , f
	1	10 mm ² , sol		1	10 mm ² , f
	3	6 mm ² , sol		1	6 mm ² , f
	3	4 mm ² , sol		1	4 mm ² , f
	4	2.5 mm ² , sol		1	2.5 mm ² , f
	4	1.5 mm ² , sol		1	1.5 mm ² , f
Plug-in terminal 4 mm ²					
	1	1.5 - 4 mm ² , sol		1	1.5 - 4 mm ² , f
					Without end ferrule; clamping unit has to be opened with a tool when conductor is inserted

















Current carrying capacity of the connecting device: 75 A

All terminals are secured against self loosening.


















Technical details
Terminals

Terminal equipment and number of conductors to be connected

PE terminal for copper conductors

Number of modules	PE terminal	
	 up to 4 mm ²	 up to 25 mm ²
3	 4x4 mm ²	 1x25 mm ²
4.5 6	 4x4 mm ²	 2x25 mm ²
9	 8x4 mm ²	 2x25 mm ²
12	 12x4 mm ²	 2x25 mm ²
18	 16x4 mm ²	 4x25 mm ²
24 36 (3-row) 48	 24x4 mm ²	 6x25 mm ²
36 (2-row) 54	 32x4 mm ²	 8x25 mm ²

N terminal for copper conductors

Number of modules	N terminal		
	 up to 4 mm ²	 up to 25 mm ²	 plug-in jumper
3	 4x4 mm ²	 1x25 mm ²	
4.5 6	 4x4 mm ²	 2x25 mm ²	
9	 8x4 mm ²	 2x25 mm ²	
12	 12x4 mm ²	 2x25 mm ²	
18	 16x4 mm ²	 4x25 mm ²	
24 36 (3-row) 48	 24x4 mm ²	 6x25 mm ²	
36 (2-row) 54	 32x4 mm ²	 8x25 mm ²	